



Tungsten TRYCON AI Global Markets B

WKN: HAFX28 / ISIN: LU0451958135

Report Date: 8/2/2021

Product Data	
Custodian	Hauck & Aufhäuser Privatbankiers AG, Niederlassung Luxemburg
Inception date	12/17/2009
Date first price calculation	2/1/2010
Issue price	100 EUR
Fiscal year-end	9/30
Distribution policy	distributing
Minimum initial investment	1,000 EUR
Fund currency	EUR
Pricing frequency	daily
Legal form	FCP Part I Law of 2010
Administrator	Hauck & Aufhäuser Fund Services S.A.
Fund Manager	Tungsten Capital Management GmbH
Investment adviser	TRYCON G.C.M. AG
Countries of distribution	AT,DE,GB,LU
Bloomberg ID	TRYBIHB LX

Fee Structure	
Subscription fee	up to 3.00 %
Redemption fee	none
Management fee	up to 0.20 % p.a., min. 2.500 EUR per month
Custodian fee	up to 0.08 % p.a., min. 700 EUR p.M. (excl. VAT)
Investment advice allowance	none
Fund manager fee	up to 1.90 % p.a.
Switching fee	none
Placement agent fee	none
Performance fee	see prospectus

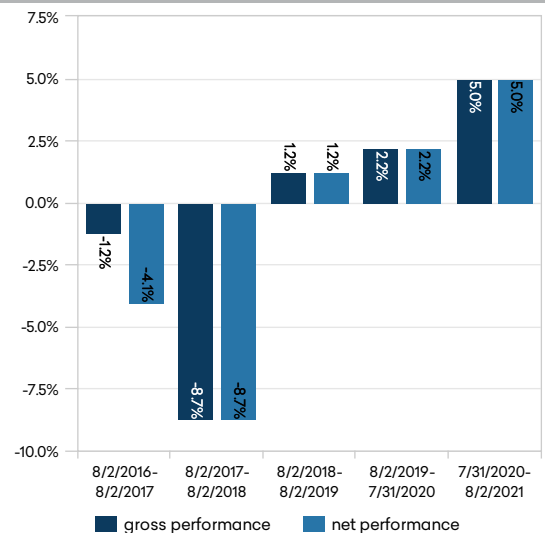
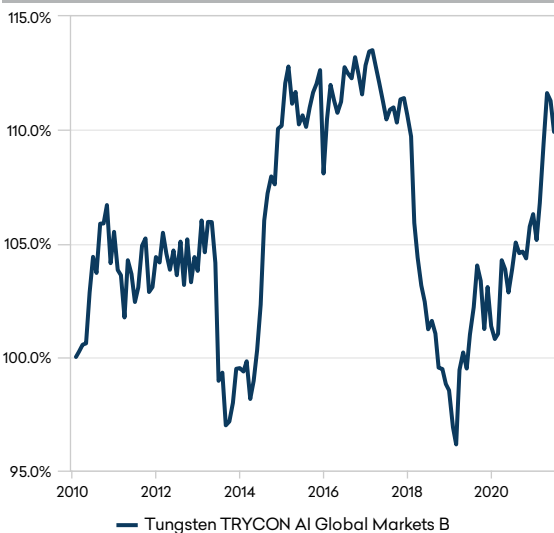
Fund Features

The investment objective of the Tungsten TRYCON AI Global Markets fund is to continuously increase in value, regardless of the strength and direction of price movements in the international capital markets. The aim is to generate absolute investment results from returns and changes in value under both bull and bear conditions in equity and bond markets. The Tungsten TRYCON AI Global Markets fund therefore invests worldwide in listed financial futures and their options, e.g. in markets and underlying assets such as the following: bond markets: Euro-Bobl, Euro-Bund, Euro-Schatz, US T-Notes, Euribor; stock indices: DAX, Russel 2000, NASDAQ 100, SMI, DJ Euro Stoxx 50, S & P 500, Nikkei 225, Hang Seng; currencies: EUR/USD, USD/JPY, USD/AUD, USD/CAD, EUR/JPY.

Ratio per 8/2/2021

Share Price	110.29 EUR
Subscription price	113.60 EUR
Redemption price	110.29 EUR
Equity Participation rate	0.00 %
Net asset value	98.67 M. EUR
Share Class	273 M. EUR
Shares	24,743,032
TER (prior FY)	3.13 %
TER excl. performance fee (prior FY)	3.13 %
TOR (prior FY)	-73.00 %
Last distribution date	9/30/2020
Amount distributed	0.00 EUR

Performance



Explanations and modeling; assumption: an investor wishes to purchase units for EUR 1,000.00. With a maximum sales charge of 3.00%, the investor has to pay EUR 1,030.00. The gross performance (BVI method) includes all costs incurred at the fund level, the net performance also includes the sales charge; additional costs may be incurred at the investor level (e.g. custody costs). Since the sales charge is only levied in the first year, the net/gross amount shown is different only in this year. Past performance is not a reliable indicator of future performance.

Gross Performance Tungsten TRYCON AI Global Markets B

Period	Performance cumulated	Performance annualised	Volatility	VaR (95%)	Sharpe Ratio
Previous day	-0.22 %				
1 Month	0.93 %		5.93 %	239 %	2.12
3 Months	-1.19 %		6.04 %		-0.74
6 Months	4.96 %		5.53 %		1.91
Year to Date	3.76 %		5.31 %		1.23
1 Year	5.00 %		4.93 %		1.12
3 Years	8.63 %	2.79 %	5.07 %		0.66
5 Years	-2.01 %	-0.40 %	4.54 %		0.03
10 Years	5.28 %	0.52 %	5.45 %		0.19
since first price calculation	10.29 %	0.85 %	5.66 %		0.25

Performance Data Tungsten TRYCON AI Global Markets B

Period	gross performance	net performance
7/31/2020 - 8/2/2021	5.00 %	5.00 %
8/2/2019 - 7/31/2020	2.19 %	2.19 %
8/2/2018 - 8/2/2019	1.24 %	1.24 %
8/2/2017 - 8/2/2018	-8.71 %	-8.71 %
8/2/2016 - 8/2/2017	-1.18 %	-4.06 %

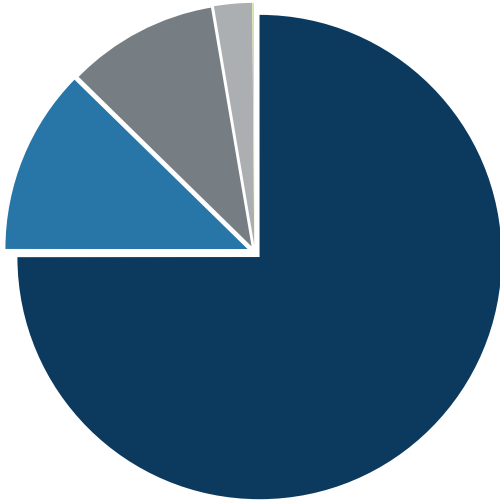
Tungsten TRYCON AI Global Markets B

WKN: HAFX28 / ISIN: LU0451958135

Report Date: 8/2/2021

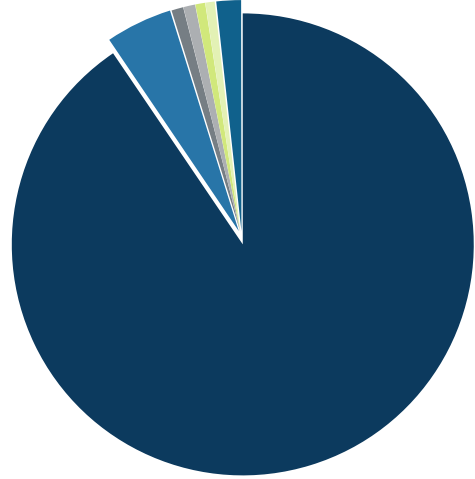
Portfolio structure

Breakdown Asset Allocation



● Bonds 75.0 %
● Deposits 12.3 %
● Initial Margin Futures 2.5 %
● Futures 10.0 %
● FX forwards 0.1 %

Currency Allocation



● Euro 90.5 %
● US-Dollar 4.7 %
● British Pound 0.8 %
● Australian Dollar 0.7 %
● Swedish Crown 1.7 %
● Southkorean Won 0.7 %


Bond Ratios

Ratio	Bond Assets	Net asset value
Interest rate	0.49 %	0.38 %
Return	-0.65 %	-0.50 %
Yield to Maturity	-0.65 %	-0.49 %
Time To Maturity (years)	2.41	1.86
Duration	2.40	2.06
Modified duration	2.41	2.07

Allocation of bonds by sector total

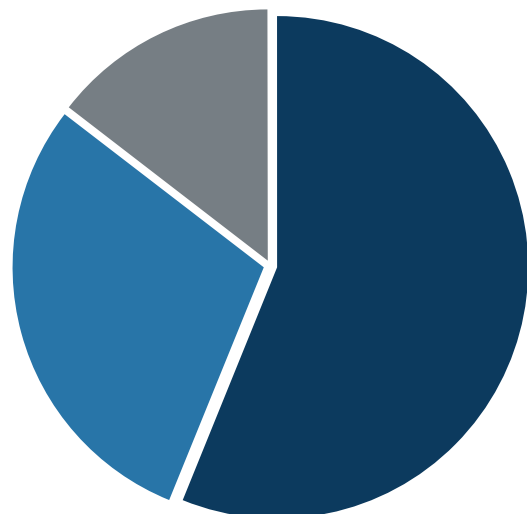
Industry	Market value EUR	Ratio
Corporates		
Financials	25,277,668.30	33.17 %
Fin. non-banking	3,057,836.51	4.01 %
Governments	14,038,307.36	18.42 %
Sovereigns	29,973,540.62	39.33 %
others	3,859,596.37	5.06 %
Total	76,206,949.16	100.00 %

Bonds by currency graphical



● Euro 100.0 %

Bonds by maturity graphical



● 1 to 3 years 56.1 %
● up to 1 year 14.6 %
● 3 to 5 years 29.3 %

Tungsten TRYCON AI Global Markets B

WKN: HAFX28 / ISIN: LU0451958135

Report Date: 8/2/2021

Administrator: Hauck & Aufhäuser Fund Services S.A., phone +352 451314 -500, fax +352 451314-519, e-mail: Info-HAFS@hauck-aufhaeuser.com, www.hauck-aufhaeuser.com

Disclaimer:

This document is a marketing communication. The information contained in this document does not constitute any form of investment advice; it merely provides a brief summary of the essential features of the Fund. All information and data have been carefully put together, in part by drawing on information supplied by third parties. It may happen that individual data prove, in particular with the passage of time, to be no longer correct, or no longer wholly correct, on account of changes in the applicable legislation, on-going developments in the markets or other material circumstances, including short-term developments. Consequently, no warranty is given as to the accuracy, completeness or up-to-dateness of any of the data. The particulars contained in this information may change at any time without prior notice. The data and information are based on our assessment of the current legal and tax situation. The fiscal treatment of the investment is dependent of the personal circumstances of the individual client and is subject to future changes. No liability is assumed or accepted in relation to any loss or damage that may arise, directly or indirectly, from the distribution or use of this product information or its contents. Investing in investment funds carries with it the risk of price losses and currency losses, so that the future value of units may rise or fall in relation to their value at the time of acquisition. In so far as any statements are made concerning market developments, returns, price gains or other instances of asset growth, as well as risk ratios, these merely constitute forecasts for which we accept and assume no liability as regards the actual occurrence of the events predicted. In particular, previous performance, simulations and/or forecasts cannot be taken as a reliable indicator of future performance.

Full details concerning the Fund can be found in the key investor information and the sales prospectus, together with the latest audited annual report and, where data exist which are more recent than those contained in the latest annual report, the latest half-yearly report. These documents constitute the sole binding basis for any acquisition. In so far as any tax or legal interests are affected, these should be discussed by the addressee with his/her tax adviser or lawyer.

The above-mentioned sales documents (in German) can be obtained by you free of charge, in electronic or printed form, from the business premises of Hauck & Aufhäuser Privatbankiers AG at Kaiserstraße 24, 60311 Frankfurt am Main or 1c rue Gabriel Lippmann, L-5365 Munsbach, or from Hauck & Aufhäuser Fund Services S.A. at 1c rue Gabriel Lippmann, L-5365 Munsbach. Units in Funds may only be offered in countries where such an offer or sale is permissible and/or is the subject of an authorisation issued by the local supervisory authority. In particular, units in this Fund may not be offered or sold within the USA or to, or for the account of, US citizens or persons resident in the USA. This document, and the information which it contains, is not addressed to US citizens or to persons having their permanent residence in the USA; nor may it be distributed in the USA. Moreover, the distribution and publication of this document may also be restricted in other legal systems.

Conceptual Definitions:

TIS: Taxable Income per Share - TIS-Ratio (Taxable Income per Share - Ratio): Percentage of interest-bearing assets in the fund - TER: Total expense Ratio (incl. Performance Fee) - TOR: Turnover Rate: Frequency of portfolio turnover in the period (figure may be negative under certain circumstances) - VaR (Value at Risk): risk measure for the maximum loss under a given probability for a given holding period - prior FY: prior fiscal year - order of Lipper Rating: consistent return / preservation / expense / total return

For more detailed information about Morningstar's Sustainability, including its methodology, please go to:

https://www.morningstar.com/content/dam/marketing/shared/Company/Trends/Sustainability/Detail/Documents/SustainabilityRatingMethodology2019.pdf?cid=AEM_RED0016

Standard & Poor's:

Disclaimer of Liability Notice. This may contain information obtained from third parties, including ratings from credit ratings agencies such as Standard & Poor's. Reproduction and distribution of third party content in any form is prohibited except with the prior written permission of the related third party. Third party content providers do not guarantee the accuracy, completeness, timeliness or availability of any information, including ratings, and are not responsible for any errors or omissions (negligent or otherwise), regardless of the cause, or for the results obtained from the use of such content. THIRD PARTY CONTENT PROVIDERS GIVE NO EXPRESS OR IMPLIED WARRANTIES, INCLUDING, BUT NOT LIMITED TO, ANY WARRANTIES OF MERCHANTABILITY OR FITNESS FOR A PARTICULAR PURPOSE OR USE. THIRD PARTY CONTENT PROVIDERS SHALL NOT BE LIABLE FOR ANY DIRECT, INDIRECT, INCIDENTAL, EXEMPLARY, COMPENSATORY, PUNITIVE, SPECIAL OR CONSEQUENTIAL DAMAGES, COSTS, EXPENSES, LEGAL FEES, OR LOSSES (INCLUDING LOST INCOME OR PROFITS AND OPPORTUNITY COSTS OR LOSSES CAUSED BY NEGLIGENCE) IN CONNECTION WITH ANY USE OF THEIR CONTENT, INCLUDING RATINGS. Credit ratings are statements of opinions and are not statements of fact or recommendations to purchase, hold or sell securities. They do not address the suitability of securities or the suitability of securities for investment purposes, and should not be relied on as investment advice.